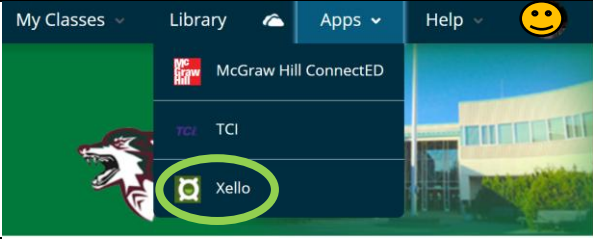
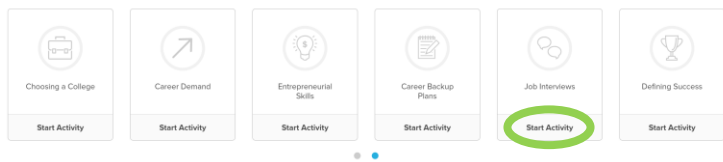
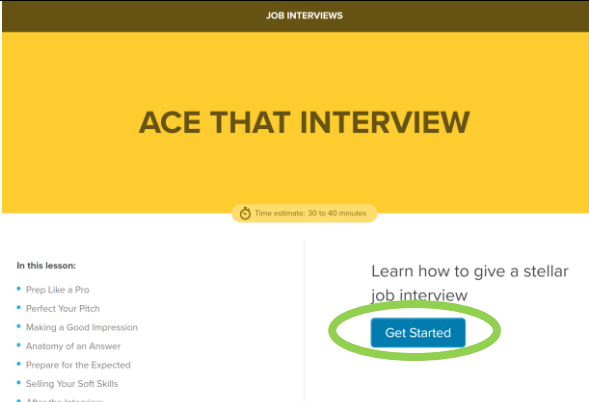



Job Interviews

Welcome to Xello. These directions are to assist you in accessing the Job Interviews activity which is a 12th grade requirement for your High School and Beyond Plan; and is also a graduation requirement. In this activity you will review what should be done before an interview to prepare, how to introduce yourself, and reviewing common interview questions. Saving 3 careers is the prerequisite to this activity directions to complete these pre-req activities can be found by going to the EHS Website > Counseling Tab > High School and Beyond Plan Tab > Pre-Requisites. Please take your time to carefully complete the activity following the directions below. Using the program will help you to link your personality and skills to potential career options and understand how those career aspirations can be achieved through proper course selection for the 2019-2020 school year.

Contact Mrs. Petersen (bpetersen@lwsd.org) if you have any questions.

<p>Computer Image:</p> 	<p>Directions</p> <ul style="list-style-type: none"> - Open a FireFox browser - Log in to PowerSchool Learning - In the top right corner click on 'Apps' and select 'Xello' from the list provided
<p>ACTIVITIES TO COMPLETE 1 Activities Left</p> 	<ul style="list-style-type: none"> - When Xello opens scroll down to 'Activities to Complete' - Select 'Start Activity' under the Job Interviews graphic. - NOTE: Activities for all years appear on the screen so you may need to scroll to the right to find your activity. Make sure you are selecting your grade level activity.
<p>If you have not completed the prerequisite activities, you will be prompted to do so at this point.</p>	
	<ul style="list-style-type: none"> - Click on 'Get Started' and complete all sections of the activity. Take time to read through each question and scenario to receive the most accurate results for you. - If at any time you need to stop the activity, click 'Done' in the upper right corner and this will save your current location in the activity.
	<p>Congratulations, you have complete one of your three activities for your 12th grade year.</p> <p>This information will be saved within your Xello profile so that you can review this data in the future, as desired.</p>